








Learning Plan - Grade 8 May 25-29, 2020

Do the best you can! Focus on life skills, physical activity, mental well-being, creative expression, social responsibility and social connections. Stay healthy and safe!

Every day, students should be **reading** for 30 minutes and getting 30 minutes of **physical activity**.

Math – The theme for the week is “**The Great Outdoors**”. You are encouraged to spend 30 minutes a day on these activities. Here are some options for this week. Feel free to share your work with one of the teachers listed. Kayla.oakes@nbed.nb.ca, Erin-beth.daneluk@nbed.nb.ca, vicki.lafrance@nbed.nb.ca, susan.baker@nbed.nb.ca, claudine.dionne@nbed.nb.ca

Activity	Materials / resources	Instructions
<p style="text-align: center;">Practice: Volume Rectangular Prisms</p> 	<p>Measuring Area and Volume practice and answers</p> <p>Measuring Volume practice and answers</p>	<p>TEST your knowledge by trying out these two practice sheets, answers are attached so you can check your work as you go.</p> <p>**On the first sheet you will see question 1 under skill challenge is all stuff around the classroom, find your own stuff outside around your community that you could measure instead.</p> <p>Skill Challenge <i>Skills: identifying, analyzing</i></p> <p>1. Find the area of the following using a metric ruler or meter stick. Express your answer in square units.</p> <p>a. your desktop _____ b. your classroom _____</p> <p>c. a piece of paper _____ d. the chalkboard _____</p> <p>e. the cover of your science notebook _____ f. a chalkboard eraser _____</p> <p style="color: green;">Share your results with a friend, family member or your teacher!</p>
<p style="text-align: center;">Real life Math</p> 	<p>Pick a Pool</p>	<p>Check out the “Pick a Pool” link, read the directions and decide which pool you would rather fill with water using your formula from last week for volume of a rectangular prism.</p> <p style="background-color: cyan; display: inline-block; padding: 2px;">Formula: Area of the base x height -or- length x width x height</p> <p style="color: green;">Take a picture of your calculations and your decision the send it to your teacher. You can also check with a classmate to see if you chose the same pool.</p>
<p style="text-align: center;">Would you Rather?</p> 	<p>You need to know that 1 L = 1000 ml</p>	<p>If you were to go outside and set up a Lemonade stand would you rather sell option A for \$12.50 or option B for \$1.75. Why did you choose your option?</p> 
<p style="text-align: center;">Practice on-line</p> 	<p style="text-align: center;">IXL</p> <p>Call the school at 273-4760 and leave a message if you need your ixl password.</p>	<p>Click on the IXL link, after signing in click on LEARNING, then PROVINCIAL LEARNING, choose NEW BRUNSWICK, after that go to GRADE 8, then scroll down to 8.SS4 and try out VOLUME 8-U.7</p> <p>**Remember that you do not need to send your teacher your results from here, we will automatically see it when you are finished.</p>






Learning Plan - Grade 8 May 25-29, 2020

Do the best you can! Focus on life skills, physical activity, mental well-being, creative expression, social responsibility and social connections. Stay healthy and safe!

*Every day, students should be **reading** for 30 minutes and getting 30 minutes of **physical activity**.*

Language Arts— The theme for the week is “**The Great Outdoors**”. You are encouraged to spend 30 minutes a day on these activities. Here are some options for this week. Feel free to share your work with one of the teachers listed. Kayla.oakes@nbed.nb.ca, Erin-beth.daneluk@nbed.nb.ca, vicki.lafrance@nbed.nb.ca susan.baker@nbed.nb.ca or claudine.dionne@nbed.nb.ca

Activity	Materials / resources	Instructions
<p>Nature Inspired Poem</p> 	<p><u>Examples of Nature Poems</u></p>	<p>Get outdoors and take in the beauty surrounding you!</p> <p>Use your 5 senses to describe what is around you. You may take pictures if this helps. Once you have found your inspiration, write a poem about nature.</p> <p><u>poem guidelines</u></p> <p>Share your poem with your friends, a family member or teacher!</p>
<p>Persuasive Writing</p> 	<p><u>Tips for Persuasive Writing</u></p> <p><u>Canada Guide</u>- information about tourism in each province can be found on the website through the links on the left side of the website.</p>	<p>Research the outdoor tourism for a Canadian province of your choice. Imagine that you are trying to persuade someone to visit that province.</p> <p>Things to consider:</p> <ul style="list-style-type: none"> • What outdoor activities does the province offer? (ex. Skiing resorts, walking trails, national parks, whale watching etc.) • What season has the most activities? What time of year would you try to convince someone to visit that province in? • Why should they visit that province over other provinces? <p>Read your persuasive writing to a friend, parents or teacher to convince them to travel there. Or create a video.</p>
<p>Create a vocabulary list and word search</p> 	<p><u>Word Search Maker</u></p>	<p>Using the great outdoors as your theme, create a vocabulary list with at least 10 words that connect to the theme. After, use a word search generator to create a word search.</p> <p>Please include the following in your vocabulary list:</p> <ul style="list-style-type: none"> • The word and definition • Write a sentence that correctly uses the word. <p>Challenge a friend, family member or teacher to find all the words in your word search.</p>



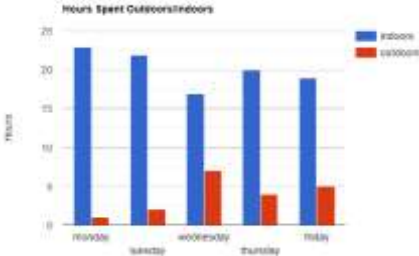


Learning Plan - Grade 8 May 25-29, 2020

Do the best you can! Focus on life skills, physical activity, mental well-being, creative expression, social responsibility and social connections. Stay healthy and safe!

*Every day, students should be **reading** for 30 minutes and getting 30 minutes of **physical activity**.*

Science – The theme for the week is “**The Great Outdoors**”. You are encouraged to spend 30 minutes a day on these activities. Here are some options for this week. Feel free to share your work with one of the teachers listed. Kayla.oakes@nbed.nb.ca, Erin-beth.daneluk@nbed.nb.ca, vicki.lafrance@nbed.nb.ca susan.baker@nbed.nb.ca or claudine.dionne@nbed.nb.ca

Activity	Materials / resources	Instructions
<p>Why Are we Seeing So Many Dolphins?</p> 	<p>Dolphins</p> <p>Dolphin Pod Sighting</p>	<p>Read the cited website to gather information about dolphins then read the article on the large dolphin pod sighting.</p> <p>Use critical thinking to answer the following questions:</p> <p>What are your thoughts? Do you think that this dolphin pod sighting has anything to do with our recent global quarantine? What can we do to continue seeing more sightings?</p> <p>Share your thoughts with your teacher or friends.</p>
<p>Research the science behind forest fires.</p> 	<p>How Forest Fires Work?</p>	<p>Read the article provided, and answer the following questions:</p> <p>What factors contribute to forest fires? Which are naturally occurring, and which are caused by humans?</p> <p>What are the impacts of forest fires on the environment? For humans and animals?</p> <p>How can forest fires be prevented?</p> <p>Based on what you learned about forest fires, where do you think you could find information about potential fire danger in your community?</p> <p>Share your results with family or post on social media where you can find the fire index(danger) for your community.</p>
<p>Graph time spent indoors and outdoors</p> 	<p>Graph and Questions</p>	<p>Each day this week, keep track of how many hours/minutes you spend outdoors. Record your data for each day. After each day graph how many hours your spent indoors vs. Outdoors</p> <p>After graphing the entire week answer the questions that go along with the activity.</p> <p>Compare your graph to a classmate's graph. What similarities or differences do you notice?</p>






Learning Plan - Grade 8 May 25-29, 2020

Do the best you can! Focus on life skills, physical activity, mental well-being, creative expression, social responsibility and social connections. Stay healthy and safe!

*Every day, students should be **reading** for 30 minutes and getting 30 minutes of **physical activity**.*

Social Studies— The theme for the week is “**Great Outdoors**”. You are encouraged to spend 30 minutes a day on these activities. Here are some options for this week. Feel free to share your work with one of the teachers listed. Kayla.oakes@nbed.nb.ca, Erin-beth.daneluk@nbed.nb.ca, vicki.lafrance@nbed.nb.ca susan.baker@nbed.nb.ca or claudine.dionne@nbed.nb.ca

Activity	Materials / resources	Instructions						
<p>How well do you know Canadian geography?</p> 	<p><u>Geography of Canada</u></p> <p><u>Canada</u></p>	<p>Before you watch these two videos complete the attached chart:</p> <table border="1" data-bbox="950 658 1575 913"> <tr> <td>What do I know?</td> <td>What do I want to learn?</td> <td>What did I learn?</td> </tr> <tr> <td style="height: 50px;"></td> <td></td> <td></td> </tr> </table> <p>Share your results with your family or teacher</p>	What do I know?	What do I want to learn?	What did I learn?			
What do I know?	What do I want to learn?	What did I learn?						
<p>Research one of the Canadian Explorers.</p> 	<p><u>Canadian Explorers</u></p>	<p>Select a Canadian explorer from the resource provided. Use these questions to guide your research:</p> <p>What year did the explorer travel to Canada? What part of Canada did they explore? How did they contribute to Canada? What was their reason for exploration?</p> <p>You can summarize your findings by creating one of the following:</p> <p>Create a map of the area that was explored and put words or phrases inside the map that summarizes your findings.</p> <p>Create a written summary of what you discovered.</p> <p>Share your research with a family member or teacher.</p>						
<p>Agree or Disagree?</p> 	<p><u>Is Canada really about the "great outdoors"?</u></p>	<p>Listen to the link provided. Share what you think by given specific reasons for your position.</p> <p>Have a discussion with your family or a friend about your thoughts on this subject.</p>						



Learning Plan - Grade 8 May 25-29, 2020

Do the best you can! Focus on life skills, physical activity, mental well-being, creative expression, social responsibility and social connections. Stay healthy and safe!

*Every day, students should be **reading** for 30 minutes and getting 30 minutes of **physical activity**.*